



Rajmata Jijau Shikshan Prasarak Mandal's College of Pharmacy, Dudulgaon, Pune

Feedback Analysis

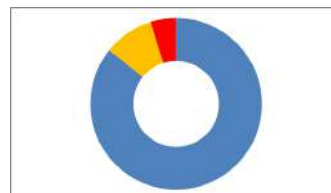
Title : STUDENT SATISFACTION SURVEY (SSS)

Academic Year : 2022-23

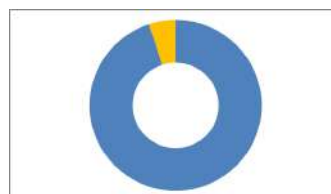
Class : First Year, Second Year, Third Year, Final Year

Total number of response(s) : 258 / 284

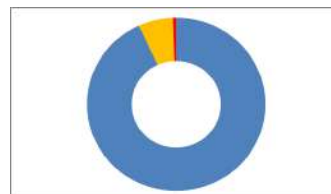
Question No. 1	How much of the syllabus was covered in the class?			
Answer	Value	No. of response(s)	Response value	Response %
● Excellent	4	205	820	79.46
● Good	3	30	90	8.72
● Average	2	23	46	4.46
● Below Average	1	0	0	0.00
Performance				92.64



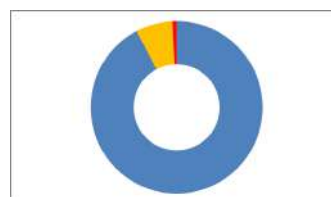
Question No. 2	How well did the teachers prepare for the classes?			
Answer	Value	No. of response(s)	Response value	Response %
● Always	4	241	964	93.41
● Sometimes	3	17	51	4.94
● Maybe	2	0	0	0.00
● No	1	0	0	0.00
Performance				98.35



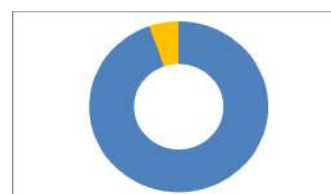
Question No. 3	How well were the teachers able to communicate?			
Answer	Value	No. of response(s)	Response value	Response %
● Excellent	4	234	936	90.70
● Very Good	3	21	63	6.11
● Good	2	3	6	0.58
● Poor	1	0	0	0.00
Performance				97.38



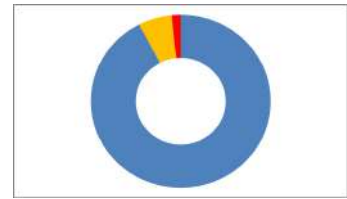
Question No. 4	The teacher's approach to teaching can best be described as			
Answer	Value	No. of response(s)	Response value	Response %
● Excellent	4	231	924	89.54
● Very Good	3	23	69	6.69
● Good	2	4	8	0.78
● Poor	1	0	0	0.00
Performance				97.00



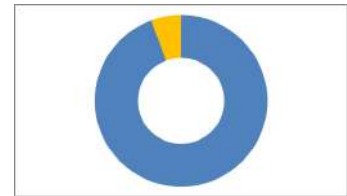
Question No. 5	Fairness of the internal evaluation process by the teachers			
Answer	Value	No. of response(s)	Response value	Response %
● Excellent	4	240	960	93.02
● Very Good	3	18	54	5.23
● Good	2	0	0	0.00
● Poor	1	0	0	0.00
Performance				98.26



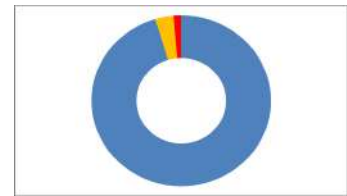
Question No. 6	Was your performance in assignments discussed with you?			
Answer	Value	No. of response(s)	Response value	Response %
● Excellent	4	230	920	89.15
● Good	3	20	60	5.81
● Average	2	8	16	1.55
● Below Average	1	0	0	0.00
Performance				96.51



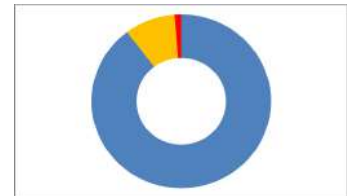
Question No. 7	Is the institute takes active interest in promoting internship, student exchange, field visit opportunities.			
Answer	Value	No. of response(s)	Response value	Response %
● Always	4	239	956	92.64
● Sometimes	3	19	57	5.52
● Maybe	2	0	0	0.00
● No	1	0	0	0.00
Performance				98.16



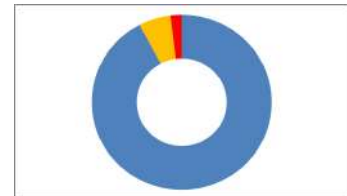
Question No. 8	Is teaching & mentoring process in your institution facilitates you in cognitive, social, emotional growth.			
Answer	Value	No. of response(s)	Response value	Response %
● Excellent	4	240	960	93.02
● Very Good	3	11	33	3.20
● Good	2	7	14	1.36
● Poor	1	0	0	0.00
Performance				97.58



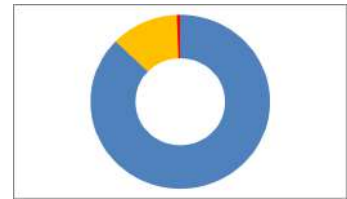
Question No. 9	Is the institution provides multiple opportunities to learn and grow.			
Answer	Value	No. of response(s)	Response value	Response %
● Excellent	4	222	888	86.05
● Very Good	3	30	90	8.72
● Good	2	6	12	1.16
● Poor	1	0	0	0.00
Performance				95.93



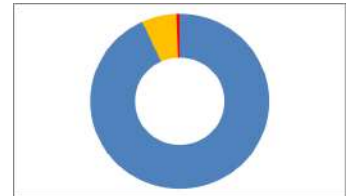
Question No. 10	Teachers inform you about your expected competencies, course outcomes and programme outcomes			
Answer	Value	No. of response(s)	Response value	Response %
● Excellent	4	229	916	88.76
● Very Good	3	19	57	5.52
● Good	2	10	20	1.94
● Poor	1	0	0	0.00
Performance				96.22



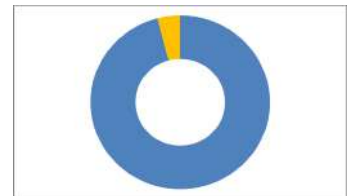
Question No. 11	Your mentor does a necessary follow-up with an assigned task to you.			
Answer	Value	No. of response(s)	Response value	Response %
● Excellent	4	215	860	83.33
● Good	3	40	120	11.63
● Average	2	3	6	0.58
● Below Average	1	0	0	0.00
Performance				95.54



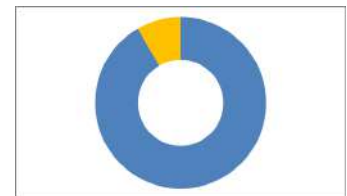
Question No. 12	The teachers illustrate the concepts through examples and applications.			
Answer	Value	No. of response(s)	Response value	Response %
● Always	4	234	936	90.70
● Sometimes	3	21	63	6.11
● Maybe	2	3	6	0.58
● No	1	0	0	0.00
Performance				97.38



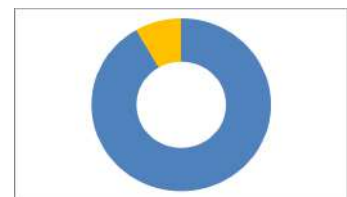
Question No. 13	The teachers identify your strengths and encourage you with providing right level of challenges.			
Answer	Value	No. of response(s)	Response value	Response %
● Excellent	4	244	976	94.57
● Very Good	3	14	42	4.07
● Good	2	0	0	0.00
● Poor	1	0	0	0.00
Performance				98.64



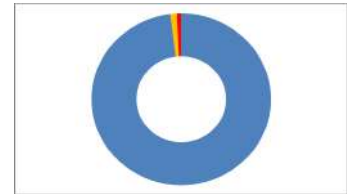
Question No. 14	Teachers are able to identify your weaknesses and help you to overcome them.			
Answer	Value	No. of response(s)	Response value	Response %
● Excellent	4	230	920	89.15
● Very Good	3	28	84	8.14
● Good	2	0	0	0.00
● Poor	1	0	0	0.00
Performance				97.29



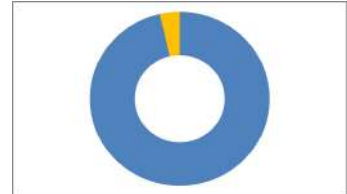
Question No. 15	Effort to engage students in the continuous quality improvement of the teaching learning process.			
Answer	Value	No. of response(s)	Response value	Response %
● Excellent	4	230	920	89.15
● Very Good	3	28	84	8.14
● Good	2	0	0	0.00
● Poor	1	0	0	0.00
Performance				97.29



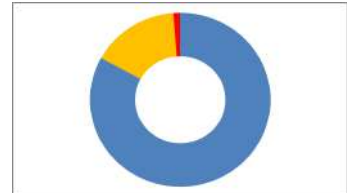
Question No. 16	The teachers use student centric methods, such as experiential and participative learning.			
Answer	Value	No. of response(s)	Response value	Response %
● Excellent	4	250	1000	96.90
● Good	3	4	12	1.16
● Average	2	4	8	0.78
● Below Average	1	0	0	0.00
Performance				98.84



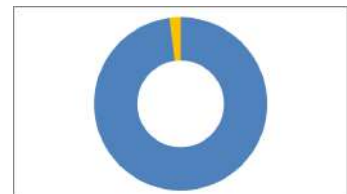
Question No. 17	Teachers encourage you to participate in extracurricular activities.			
Answer	Value	No. of response(s)	Response value	Response %
● Always	4	246	984	95.35
● Sometimes	3	12	36	3.49
● Maybe	2	0	0	0.00
● No	1	0	0	0.00
Performance				98.84



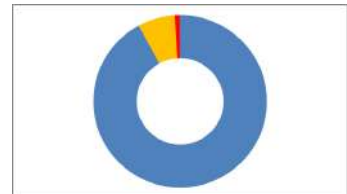
Question No. 18	Efforts are made by the institute to inculcate soft skills, life skills and employability skills.			
Answer	Value	No. of response(s)	Response value	Response %
● Excellent	4	201	804	77.91
● Very Good	3	51	153	14.83
● Good	2	6	12	1.16
● Poor	1	0	0	0.00
Performance				93.90



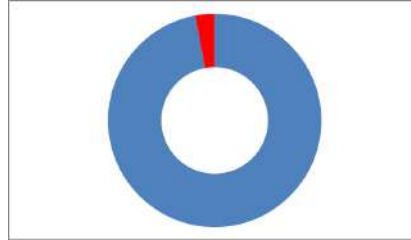
Question No. 19	What percentage of teachers use ICT tools such as LCD projector, Multimedia, etc. while teaching.			
Answer	Value	No. of response(s)	Response value	Response %
● Excellent	4	251	1004	97.29
● Very Good	3	7	21	2.03
● Good	2	0	0	0.00
● Poor	1	0	0	0.00
Performance				99.32



Question No. 20	The overall quality of teaching-learning process in your institute is very good.			
Answer	Value	No. of response(s)	Response value	Response %
● Excellent	4	230	920	89.15
● Very Good	3	23	69	6.69
● Good	2	5	10	0.97
● Poor	1	0	0	0.00
Performance				96.80



Achieved Scope for improvement



Achieved 97.09 | Scope for improvement 2.91

Action Taken

As per the feedback received from the students, every teacher has counseled and directed in their lacking areas for effective implementation of the Teaching-Learning Process.




PRINCIPAL
Rajmata Jijau Shikshan Prasarak Mandal's
COLLEGE OF PHARMACY
Dudulgaon, Pune-412 105.